

Report

2024 Organizing for Change Opinion Poll



DATE July 2, 2024



Leger



INTRODUCTION

KEY OBJECTIVES & METHODOLOGY

Organizing for Change engaged Leger to conduct a survey on various topics including environmental concerns relating to conservation, fracking, mining and coastal and ocean protection.

The key objectives of the study was to understand the different levels of support and agreement on each topic covered and gather opinions of BC residents. Key statistical differences among demographics and voting intentions are noted throughout the report.



Data in this report was collected via online surveys using Leger’s online research panel, LEO.



This survey was completed by residents of British Columbia aged 18 and older, n=1,001.



The data is weighted to 2021 Census proportions for BC by age, gender and region. For comparison purposes, a probability sample of n=1,001 yields a margin of error of no greater than $\pm 3.1\%$, for all of BC.



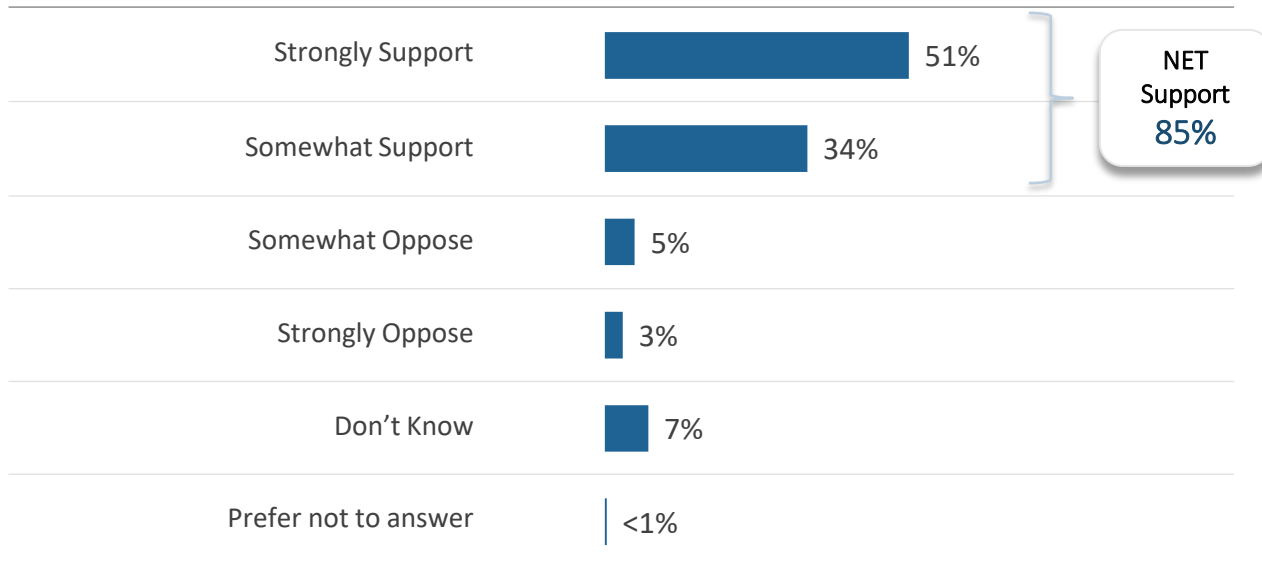
Surveys were completed from the 30th of May to the 10th of June 2024.

Conservation



Parks and Protected Areas

Support for reaching 30% protected areas by 2023

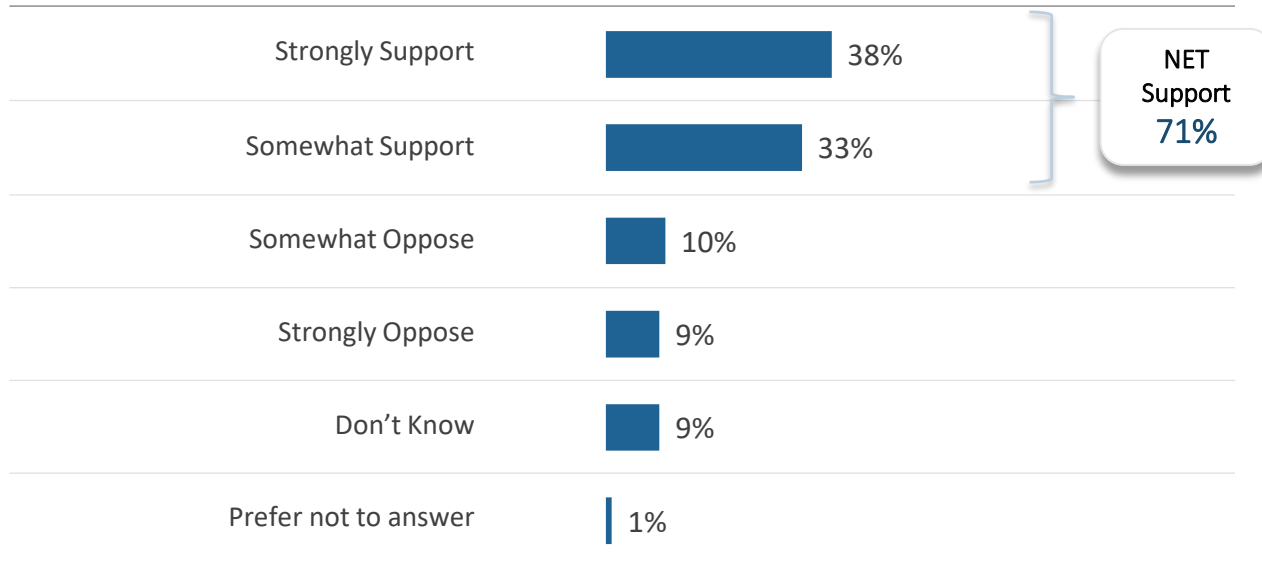


Base: All respondents n= 1,001

Q1. Today, just over 15% of land in BC is protected in long-term, legislated parks and protected areas. Do you strongly support, somewhat support, somewhat oppose or strongly oppose the government of BC's commitment to the goal of reaching 30% protection by 2030?

Indigenous Protected and Conserved Areas (IPCAs)

Support for the creation of more IPCAs in BC

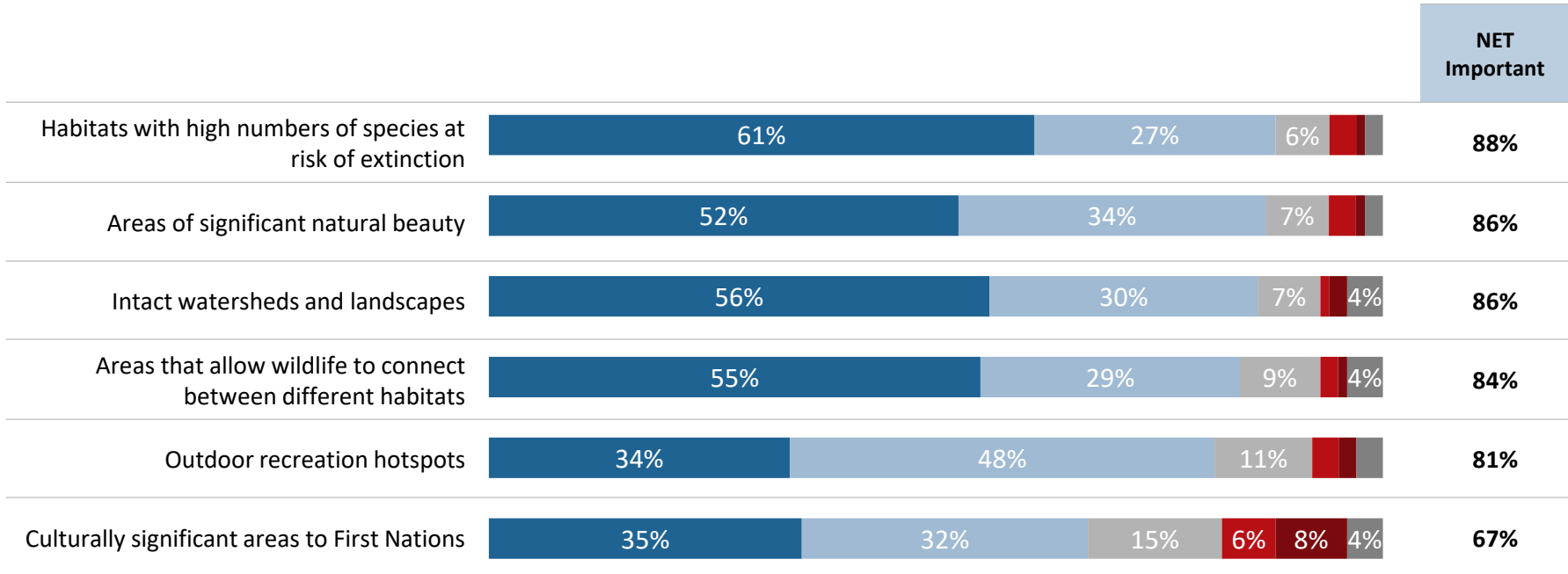


Base: All respondents n= 1,001

Q2: Many Indigenous nations and communities are creating Indigenous Protected and Conserved Areas (IPCAs) to conserve land, water, and wildlife in partnership with governments. These areas, created and overseen by First Nations, share many of the same goals as parks, including the protection of animals, land and water. To what extent do you support or oppose the creation of more IPCAs in BC?

Expanding Protected Areas

How important or not is it that the BC Government adopt policies to expand the areas that are protected in each of the following places?



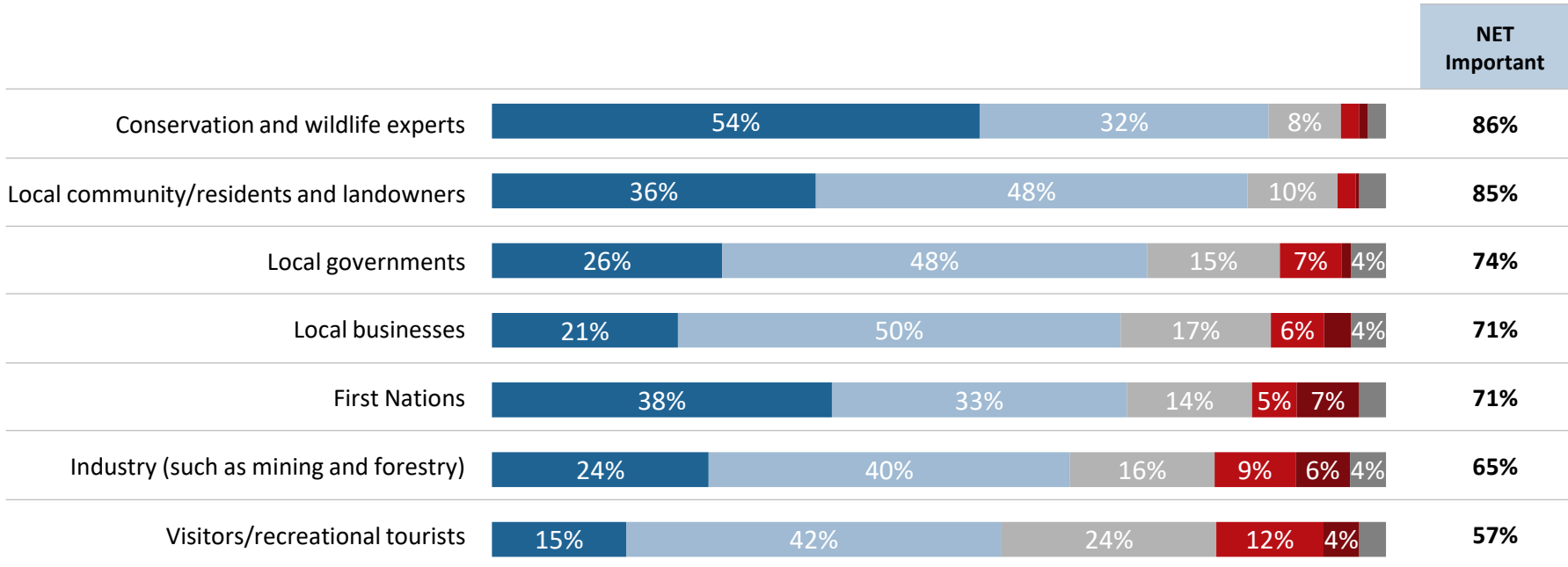
Base: All respondents n= 1,001

Q3: How important or not is it that the BC Government adopt policies to expand the areas that are protected in each of the following places?

*3% and less not shown

Importance of Land Use Planning

How important or not is it that land use planning in BC takes the perspectives of the following people into consideration?



Base: All respondents n= 1,001

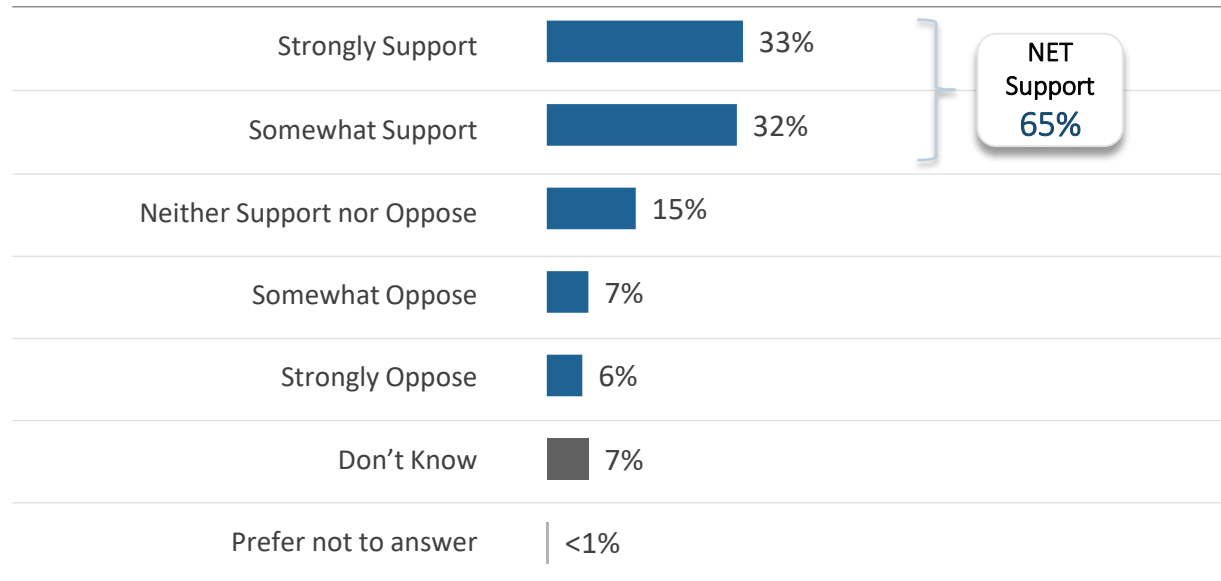
Q4. How important or not is it that land use planning in BC takes the perspectives of the following people into consideration?

*3% and less not shown

■ 5 – Very Important ■ 4 ■ 3 ■ 2 ■ 1 – Not at all important ■ Don't know/ Prefer not to answer


Temporary Restrictions on Conservation Areas

Support for temporary restrictions on industrial development while engagements/ negotiations are occurring with First Nations and the public



Base: All respondents n= 1,001

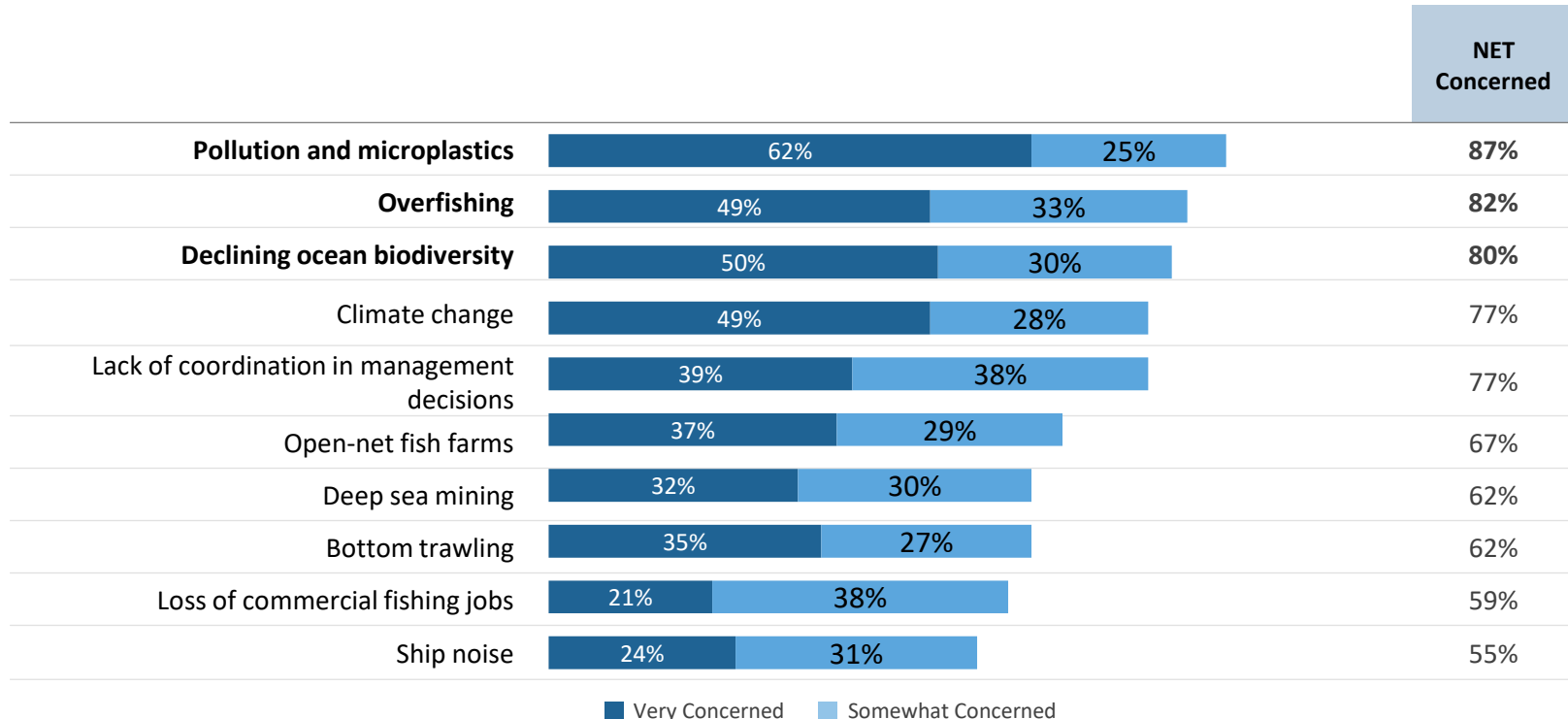
Q5. To what extent do you support or oppose the implementation of these temporary restrictions in specific areas while these conversations are happening?

An aerial photograph of a coastal region. The foreground shows a large body of water with a small boat leaving a white wake. The middle ground is dominated by dense green forests covering rolling hills and islands. In the background, there are large, rugged mountains under a sky filled with scattered white and grey clouds. The overall scene is bright and scenic.

Coastal/ Ocean Protection

Potential Threats to the BC Coast

How concerned or not are you that each of the following are potential threats to the BC coast and coastal communities?

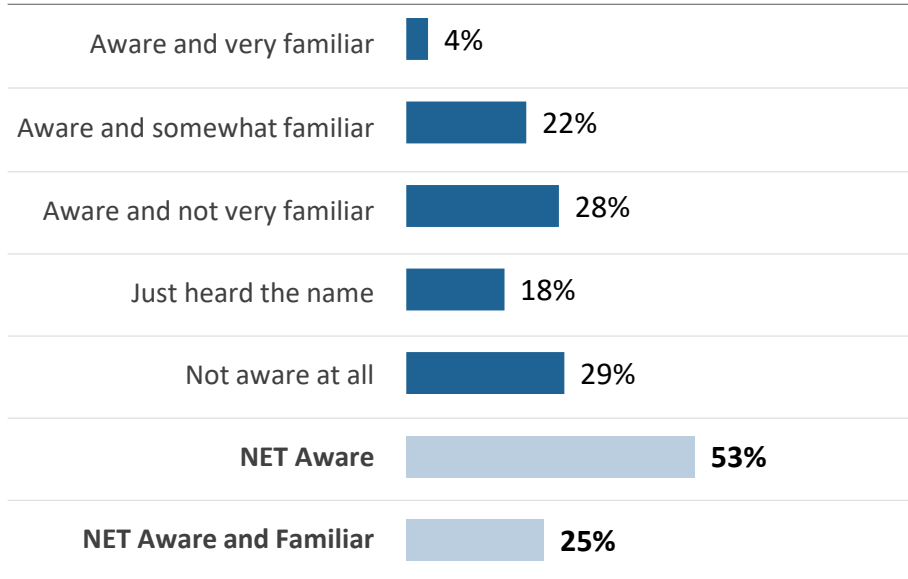


Base: All respondents n=1,001

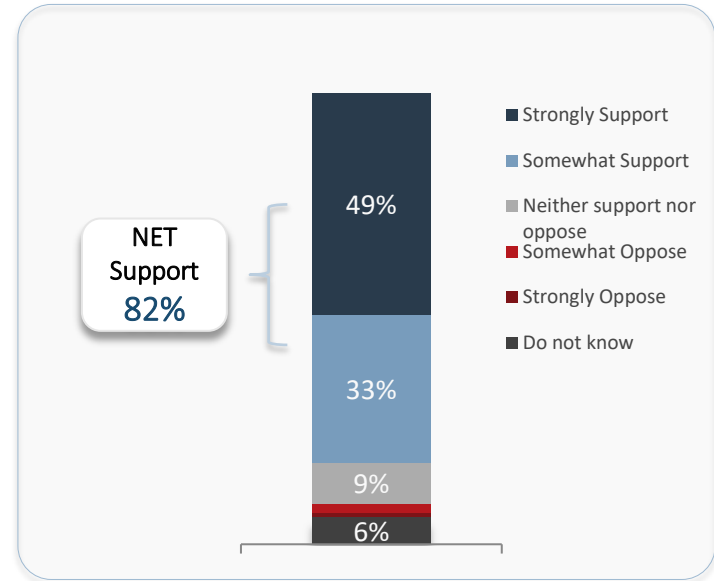
Q6 How concerned or not are you that each of the following are potential threats to the BC coast and coastal communities?

Marine Protected Areas (MPAs)

Awareness of MPAs



Support of MPAs



Base: All respondents n= 1,001

Q7a. How aware and familiar are you with Marine Protected Areas (MPAs)?

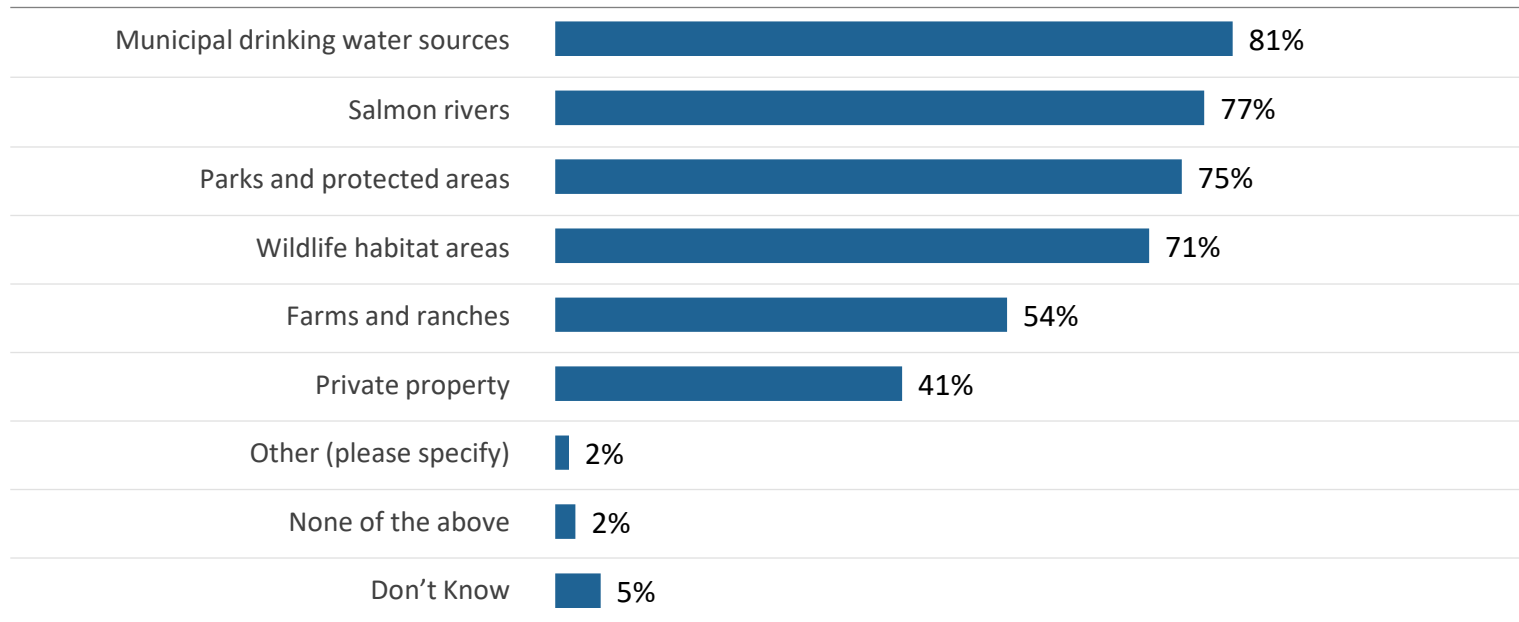
Q7b. To what extent do you support or oppose the creation of Marine Protected Areas in BC?

Mining



Support for Off-Limits Mining Areas

Which of the following areas, if any, should be off-limits to mining?

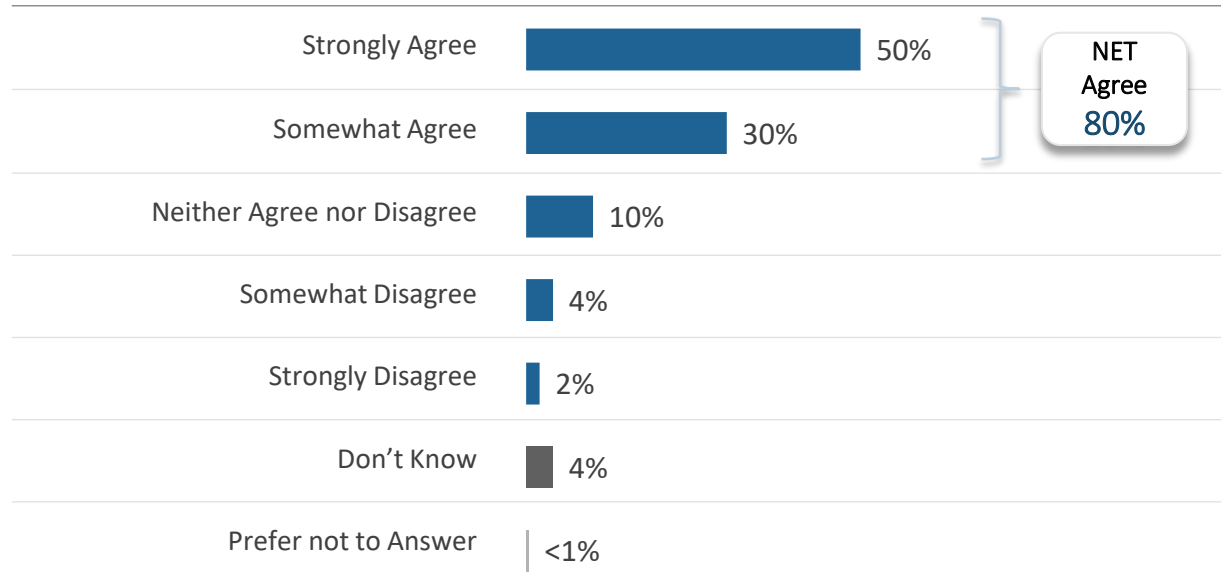


Base: All respondents n= 1,001

Q12. Which of the following areas, if any, should be off-limits to mining?

Mining Exploration Permission

Agreement with requirement that mining exploration companies should be required to get permission from private landowners, municipalities, and First Nations before being granted mining claims and legal subsurface rights



Base: All respondents n= 1,001

Q13. To what extent do you agree or disagree that mining exploration companies should be required to get permission from private landowners, municipalities, and First Nations before being granted mining claims and legal subsurface rights on this land?

Respondent Profile

Respondent Profile

	Total (n=1,001)
GENDER	
Female	51%
Male	48%
Non-Binary	1%
Prefer not to Answer	<1%
AGE	
19 to 34	26%
35 to 54	32%
55+	42%
EDUCATION	
High school or less	21%
Post-secondary diploma/certificate	28%
Post-secondary degree	25%
Graduate or post-graduate degree	25%
Other	1%
Prefer not to answer	<1%
HOUSEHOLD INCOME	
NET <\$50k	21%
NET \$50k-\$100k	38%
NET 100k+	33%
Prefer not to answer/not sure	8%

	Total (n=1,001)
CHILDREN <19 LIVING IN HOUSEHOLD	
Yes	25%
No	74%
Prefer not to answer	1%
REGION	
Lower Mainland/ Fraser Valley/ Sea-to-Sky	61%
Vancouver Island, Sunshine Coast/ Gulf Islands	18%
Thompson Okanagan	16%
Columbia/Kootenays	5%
North	5%
Voting Intention	
BC New Democratic Party (NDP)	43%
Conservative Party of BC	36%
BC United (previously known as the BC Liberal Party)	13%
BC Green Party	7%
Another party/ an independent candidate	1%

	Total (n=1,001)
ETHNICITY	
White	70%
Chinese	10%
South Asian	6%
Southeast Asian	3%
Indigenous (First Nations, Métis, Inuk / Inuit)	3%
Filipino	2%
Latin American	1%
Middle Eastern / North African	1%
Black	1%
West Asian / Central Asian	1%
Japanese	1%
Korean	1%
Self-describe :	3%
I prefer not to answer	2%

Leger